


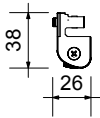
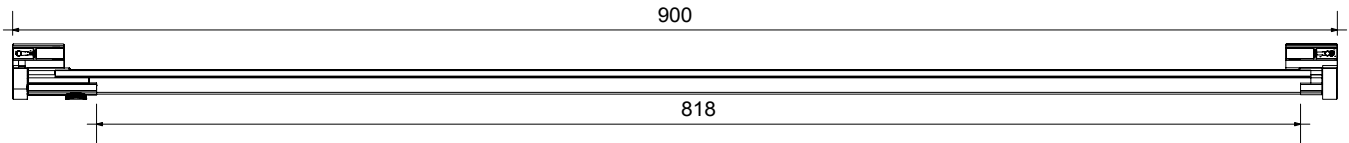
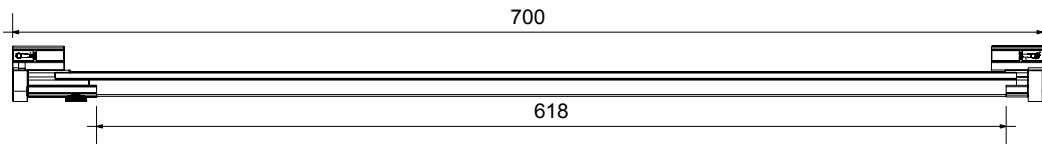
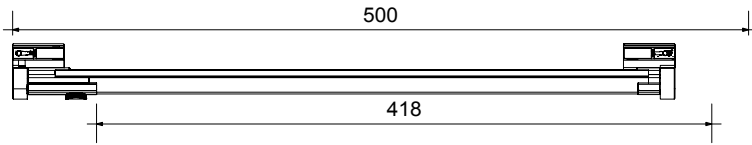
**L-MTBA**  
**LINEAR LIGHTBAR**  
PRODUCT CUTSHEET



**SCAN**  
TO VIEW VIDEO



**SCAN**  
FOR WEBSITE



## FEATURES

- Compatible with the H-track (L-MTHTK) and O-track (L-MTOTK) only
- Not compatible with the recessed track
- Available with Clear or Frosted Filters
- Onboard Dimmer and Tilt function
- Designed for simultaneous use with spotlights installed throughout

No tools are needed for mounting and focusing the fixtures..



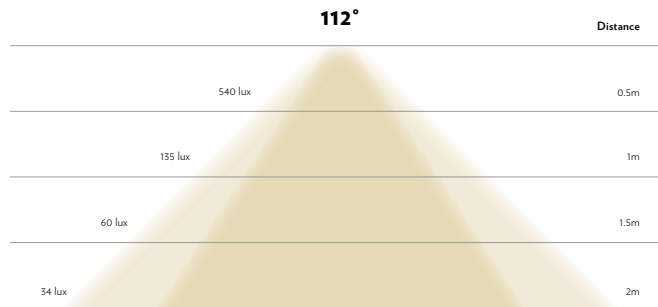
**TECHNICAL DATA**

	<b>L-MTBA-01-450</b>	<b>L-MTBA-01-700</b>	<b>L-MTBA-01-900</b>
<b>Voltage</b>	12 VDC	12 VDC	12 VDC
<b>LED Wattage</b>	don't mention	don't mention	don't mention
<b>Wattage Once Used</b>	6.8W	10.6W	15.2W
<b>Input Current</b>	570mA	887mA	1013mA
<b>Beam Angles</b>	112°	112°	112°
<b>Pan / Tilt</b>	0-50°	0-50°	0-50°
<b>Luminous Efficiency of the LED</b>	120lm/W @Ra97	120lm/W @Ra97	120lm/W @Ra97
<b>Color Temperatures</b>	3000K, 4000K, 5000K	3000K, 4000K, 5000K	3000K, 4000K, 5000K
<b>Adapter</b>	Luxam Micro Track	Luxam Micro Track	Luxam Micro Track
<b>Dimmable Options</b>	On board Dimmer: PWM, range 0-100%	On board Dimmer: PWM, range 0-100%	On board Dimmer: PWM, range 0-100%
<b>CRI</b>	97 min	97 min	97 min
<b>Weight</b>	138g	204g	250g
<b>Main Material</b>	Aluminum / PC	Aluminum / PC	Aluminum / PC
<b>Color Finishing</b>	Black, White and Silver	Black, White and Silver	Black, White and Silver
<b>Storage Temperature</b>	recommended 22°C	recommended 22°C	recommended 22°C
<b>Certificates / Standard</b>	UL, CE	UL, CE	UL, CE
<b>Warranty</b>	5 years	5 years	5 years
<b>Drivers Compatible</b>	Constant Voltage	Constant Voltage	Constant Voltage
<b>Lifespan</b>	50 000 hours	50 000 hours	50 000 hours
<b>Lens</b>	In- house Slot for LSD filters	In- house Slot for LSD filters	In- house Slot for LSD filters
<b>LED</b>	SMD CERAMIC	SMD CERAMIC	SMD CERAMIC
<b>Class</b>	III, Indoor use only	III, Indoor use only	III, Indoor use only
<b>Rating</b>	IP30	IP30	IP30
<b>Dimensions</b>	450*40*28 (mm)	700*40*28 (mm)	900*40*28 (mm)

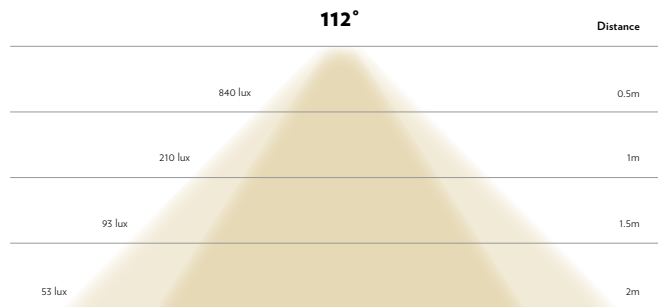


**PHOTOMETRICS**

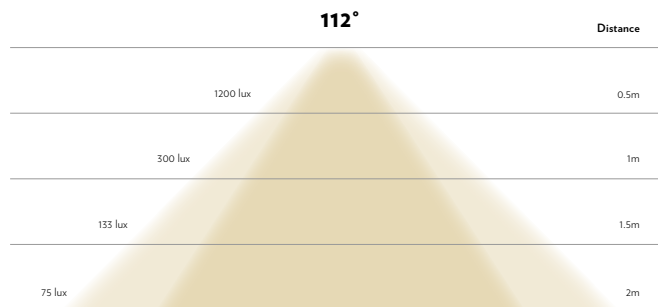
**L-MTBA-450 Lightbar 7W (18")**



**L-MTBA-700 Lightbar 11W (28")**



**L-MTBA-900 Lightbar 15W (36")**





**DRIVERS**

**L-MTBA-01-450/700/900**

Driver	Short Description	Nbr of Fixtures				Setting
		MIN	MAX			
			L-MTBA-01-450	L-MTBA-01-700	L-MTBA-01-900	
LPV-100-12	Constant Voltage driver, 100W	1	11	7	5	12V
LPV-60-12	Constant Voltage driver, 60W	1	6	4	3	12V
LPV-35-12	Constant Voltage driver, 35W	1	4	2	1	12V
NPF-90-12	Constant Voltage driver, 90W	1	10	6	4	12V
NPF-40-12	Constant Voltage driver, 40W	1	4	2	2	12V