

For the latest product updates, specifications, troubleshooting, product handling, installation, and integration advisories, visit www.evo-lite.com.



ELECTRICAL

Input Voltage	24 Volt DC - Constant Voltage
Power Consumption	11 W per sheet (8.65 W/ft ² , 93.1 W/m ²); 0.026 watts per LED
Wires	20 AWG 2 wire (Grey Stripe wire (positive +), White wire (signal -))
Connector	Twelve integrated 2-pin connection blocks
Certification	UL Listed (E495221), CE Compliant (EMC and LVD), RoHS Certified, IP65

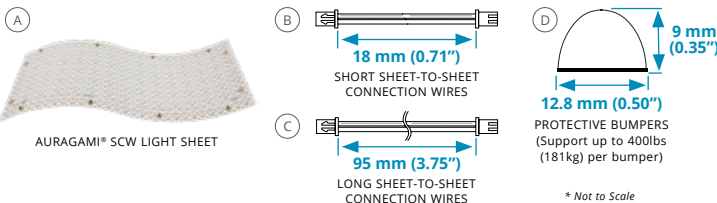
PHYSICAL

Color Temperature	2700K, 3000K, 3500K, 4000K, 5300K Contact Evo-Lite for custom color temperatures
CRI	92+ for 2700K, 95+ for 3000K, 3500K, 4000K, 5300K
Light Output	1100 lumens per sheet
Mounting	Screws can be used within circles marked on the sheet. Use mechanical fasteners when mounted vertically or suspended. 3M adhesive backing is a supplementary method.
Operating Temp.	-22°F to 122°F (-30°C to 50°C)
Working Temp.	93°F (34°C)
Surface Temp	LED: 97°F (36°C), PCB: 90°F (32°C), Resistor: 93°F (34°C) (Measurements taken at ≥ 2 hours of operation)
Environment	Wet location (IP65 rated)
Coverage	1.27 ft ² (0.118 m ²) per sheet / up to 10.18 ft ² (0.94 m ²) per Class 2 guidelines
Cut/Fold Line Spacing	0.66" (16.767 mm) short axis / 0.661" (16.786 mm) long axis
Single Sheet Size	19.800" x 9.252" (503.5 mm x 235 mm)
Weight	5.0 oz (141 g) per sheet
Customization Options Available	Pre-cut, pre-mounted, specific color temperatures, IP rating, sheet sizes and/or connector placement. Contact Evo-Lite with customization requests.

***NEVER CUT AURAGAMI LIGHT SHEET(S) WHILE POWERED.**

PACKING

Each Auragami® Light Sheet has a full 3M® adhesive backing, long and short sheet-to-sheet connection wires, and protective bumpers with silicone adhesive backing. Light sheets are sold as single sheets, boxes of four, and cartons of 40.



POWER INPUT KIT, SKU: AG1-24-SCW-PIK (SOLD SEPARATELY)

Power Inputs Kits (PIK) are required for easy connection of up to 8 sheets combined to a low voltage power source (sold separately).



FEATURES

Field Customizable	Maintains UL Listing when cut*
Full Integration Support	Included
Unique Power Distribution Grid	Groups or single LEDs can be cut* from any part of the Light Sheet
Flexible/Foldable PCB	Polyimide film substrate
Consistent Light Quality	Tight ANSI bin control LEDs
LED Quantity/Density	420 SMD type 2835 LEDs per sheet 332 LEDs per ft ² (3572 LEDs per m ²)
Energy Efficiency	100 lumens per watt
Long Lifespan	50,000 + hours
Advanced 5-Year Warranty	Included

POWER & CONTROLS

Compatible with all control protocols via associated power and control components. Quality tested for low-end light output consistency across all LEDs. Please contact Evo-Lite for optimal solutions to fit your requirements.

PRODUCT WIRING & CONTROL ADVISORY

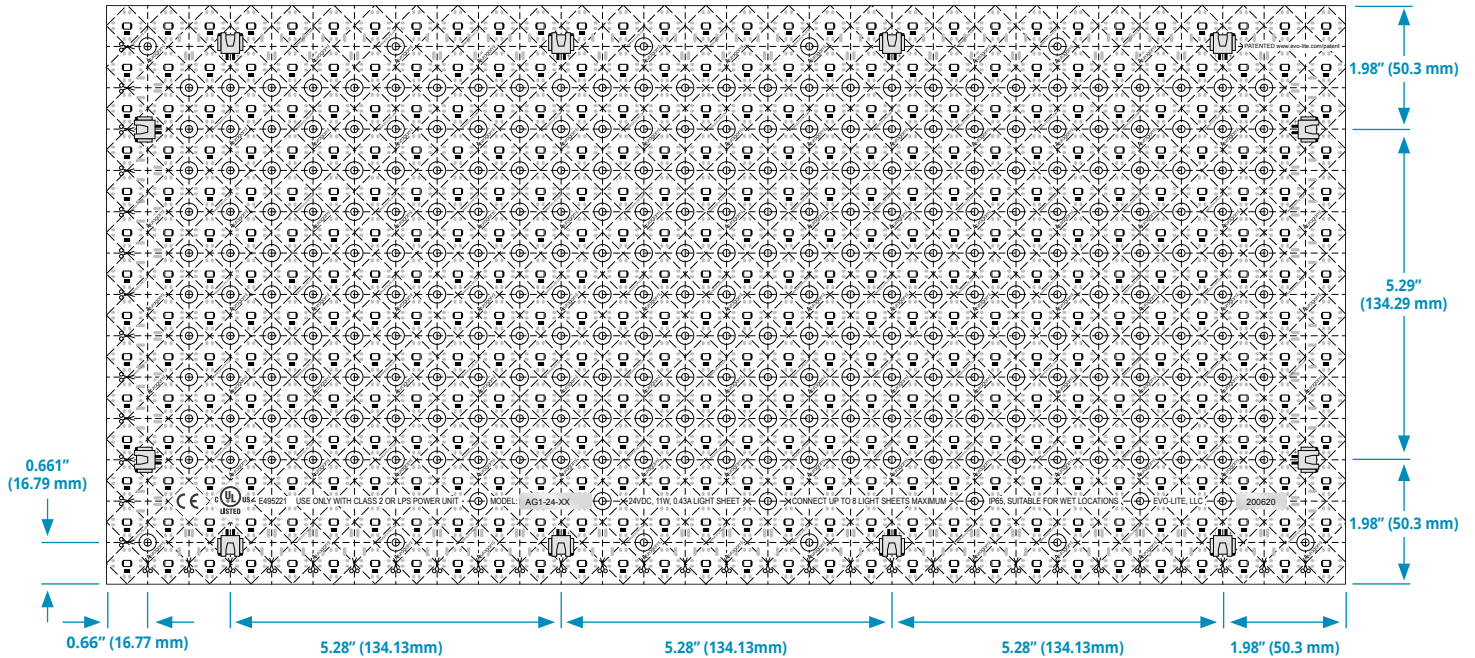
- To retain UL Listing, use only with UL Listed or UL Recognized Class 2, LPS or LVLE power supply.
- The Light Sheet's integrated connection blocks have a 4 A capacity. Do not exceed the load capacity of these connection blocks in any configuration.
- To retain Class 2 compliance per UL regulations, do not exceed 96 watts interconnected (88 watts for eight sheets). Best practices include allowing headroom for power supply longevity. Use only with Class 2 power supply.
- To avoid visible brightness variances due to voltage drop, the total distance should not exceed 6.5 feet (2 meters) from the power source input to the farthest end of any interconnected sheet.
- For optimal current flow through the interconnected sheets, connect adjacent Light Sheets with two sheet-to-sheet connection wires on each side.

PART	LIGHT SHEET DESCRIPTION	QTY
A	Auragami® Light Sheet (19.80" x 9.25" / 503.5 mm x 235 mm) with 3M® adhesive backing and 12 integrated connection blocks	1
PART	ACCESSORY PACK (INCLUDED: AG1-24-SCW-AP)	QTY
B	20 AWG short sheet-to-sheet connection wires 0.71" (18 mm)	2
C	20 AWG long sheet-to-sheet connection wires 3.75" (95 mm)	2
D	Protective bumpers with silicone adhesive backing	8
PART	POWER INPUT KIT (SOLD SEPARATELY: AG1-24-SCW-PIK)	QTY
E	20 AWG 2-conductor power input cable, 48" (1219.2 mm)	1
F	Wago same polarity, two port splicing connectors	2
G	Cable management clips with silicone adhesive backing	4

MEASUREMENTS & CONNECTOR LOCATIONS

SINGLE COLOR WHITE LIGHT SHEET

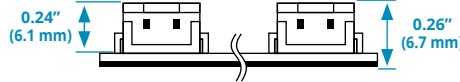
Overall Sheet Size: 19.800" x 9.252" (503.5 mm x 235 mm). Not to scale.



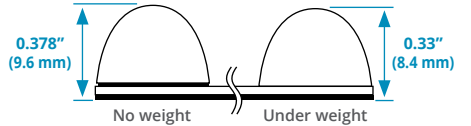
Sheet & LED Height



Terminal Height



Bumper Height



SPECIFYING AURAGAMI

SINGLE COLOR WHITE (SCW)

ITEM NUMBER	DESCRIPTION
AG1-24-27	2700K
AG1-24-30	3000K
AG1-24-35	3500K
AG1-24-40	4000K
AG1-24-53	5300K

OTHER AVAILABLE OPTIONS

TUNABLE WHITE (TW)

ITEM NUMBER	DESCRIPTION
AG1-24-TW	2700K – 6500K Tunable White

DYNAMIC COLOR (RGBW)

ITEM NUMBER	DESCRIPTION
AG1-24-RGBW	RGB + 5300K White

AURAGAMI CUSTOMIZATION OPTIONS

Evo-Lite can customize the Auragami Light Sheet to meet your exact specifications. Minimum order quantities apply.

CUSTOMIZE:

- Specific color temperatures
- IP Ratings
- LED pitch and placement
- Connector type and placement
- Sheet size and shape
- Pre-cut custom shapes from standard sheets
- Pre-mounted sheets to quick install substrates
- Wattage / energy-efficiency
- Lumens / brightness
- PCB material type – flexible or rigid

Contact Evo-Lite with customization requests

Note: This specifications sheet is specifically designed for Single Color White LED Sheets. Please consult our other specification sheets for Tunable White and RGBW Auragami LED Sheets.



Auragami® is a patented product of Evo-Lite, LLC.