

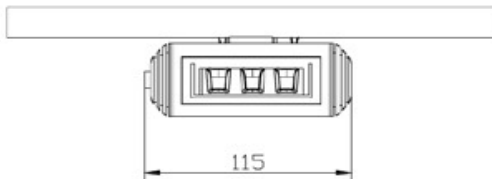


L-MTWS -22

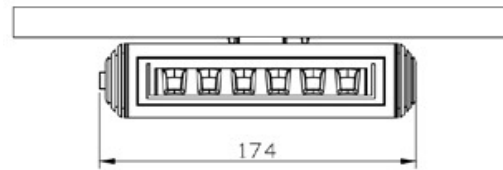
Wall Washer 5W
with Barndoor

L-MTWS -32

Wall Washer 10W
with Barndoor



L-MTWS-22 5W



L-MTWS-32 10W

FEATURES

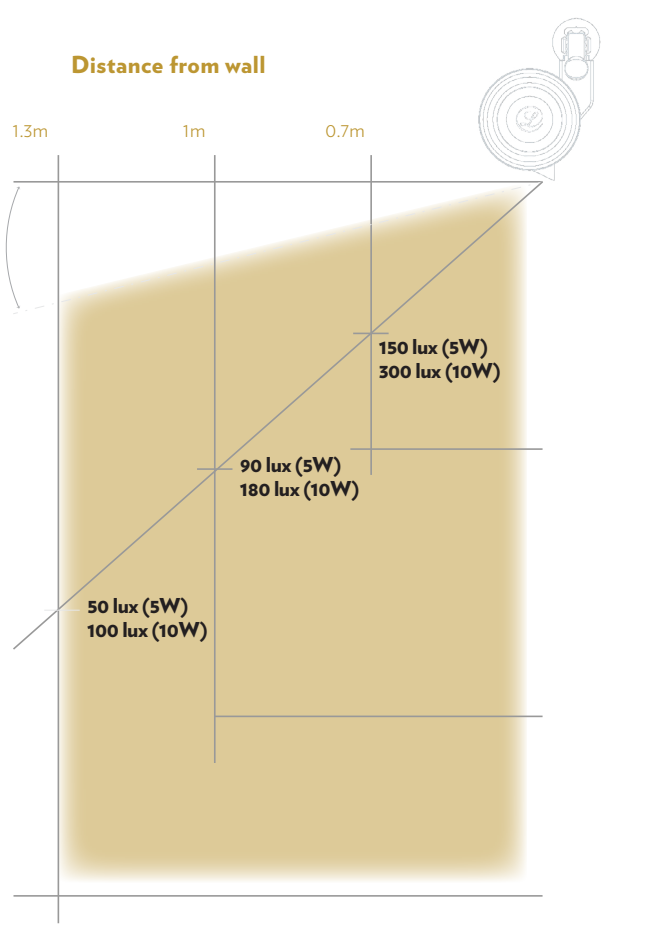
- Fully compatible with all MicroTrack systems
- These fixtures are designed to evenly highlight a wall from top to bottom, also used inside the showcases they light the back panels.
- Fully dimmable with onboard dimmer

TECHNICAL DATA


	L-MTWS-22 (5W)	L-MTWS-32 (10W)
Voltage	12 VDC	12 VDC
Wattage Once Used	5W	10.5W
Input Current	410mA	860mA
Beam Angles	Washer Effect	Washer Effect
Tilt	0-90°	0-90°
Luminous Flux & Lumens	380lm	800lm
Color Temperatures Available	3000K/4000K/5000K	3000K/4000K/5000K
Adapter	Luxam Micro Track	Luxam Micro Track
Dimmable Options	On board Dimmer: PWM, range 0-100%	On board Dimmer: PWM, range 0-100%
CRI	97 typ	97 typ
Main Material	Aluminum	Aluminum
Color Finishing	Black, White and Silver	Black, White and Silver
Working Temperature	recommended 10°C to 25°C	recommended 10°C to 25°C
Storage Temperature	recommended 22°C	recommended 22°C
Certificates / Standard	UL, CE	UL, CE
Warranty	5 years	5 years
Class	⚡	⚡
Protection Rating	IP30	IP30
Drivers Compatible CC/CV	CV	CV
Lifespan	50000H	50000H
Lens	PMMA	PMMA
LED	SMD Ceramic	SMD Ceramic
Dimensions	122*67*45 (mm)	175*67*45 (mm)
Indoor Use	only	only
Weight	185g	265g



PHOTOMETRICS



For even lighting - distance apart = distance from wall





DRIVERS COMPATIBLE

L-MTWS-22

Driver	Watts/Driver	80% Capacity	# Fixtures/Driver*	Current
LPV-100-12	100W	80W	16 Fixtures	CV
LPV-60-12	60W	48W	9 Fixtures	CV
LPV-35-12	35W	28W	5 Fixtures	CV
NPF-90-12	90W	72W	14 Fixtures	CV & CC
NPF-40-12	40W	32W	6 Fixtures	CV & CC

L-MTWS-32

Driver	Watts/Driver	80% Capacity	# Fixtures/Driver*	Current
LPV-100-12	100W	80W	8 Fixtures	CV
LPV-60-12	60W	48W	4 Fixtures	CV
LPV-35-12	35W	28W	2 Fixtures	CV
NPF-90-12	90W	72W	7 Fixtures	CV & CC
NPF-40-12	40W	32W	3 Fixtures	CV & CC